

BOX BD 7/7 M4 0,13kW (251100551)

GENERAL DATA

CENTRIFUGAL IN SOUNDPROOF CABINET



MANUFACTURING FEATURES:

- Impellers made of polyamide reinforced with fiberglass up to size 33/33 (12/12). Rest of models made of galvanized steel sheet.
- BD range fans assembled in soundproof cabinets with thermo-acoustic insulation, Bs1d0 fire class on the supply pannel.
- Fan assembled on antivibration mountings.
- Connection gland included.
- Closed motors specially designed by Casals with extruded aluminum housing, which make the whole connection is protected within the integrated terminal box on the motor IP 65 protection and motor with IP54 protection and Class F insulation standard voltages: 230V 50Hz in single phase and 230/400V 50Hz three-phase.

APPLICATIONS:

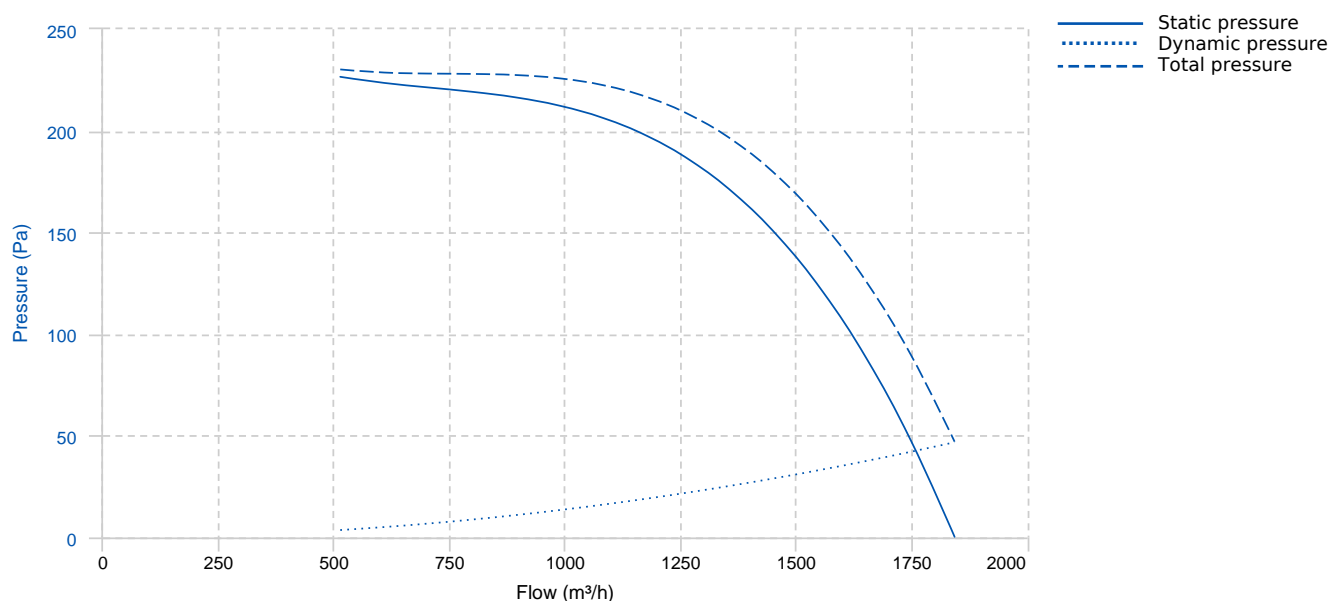
Designed for inline installation, indoor or outdoor assembly, they are suitable for:

- Air renewal in buildings and industries.
- Industrial and professional kitchen hoods. Use in supply or extraction with prior fat filtering.
- Maximum working temperature: 50°C.

UNDER REQUEST:

- LG0 position.
- Impellers made of galvanised steel sheet.
- 3 speed fans.

PERFORMANCE CURVE

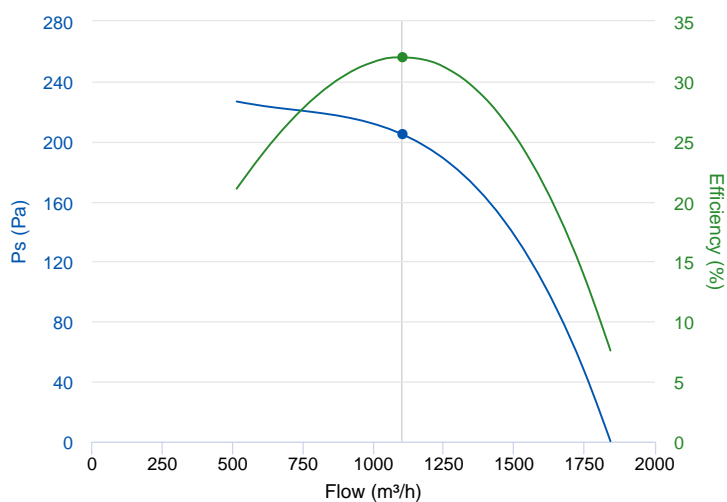


TECHNICAL DATA

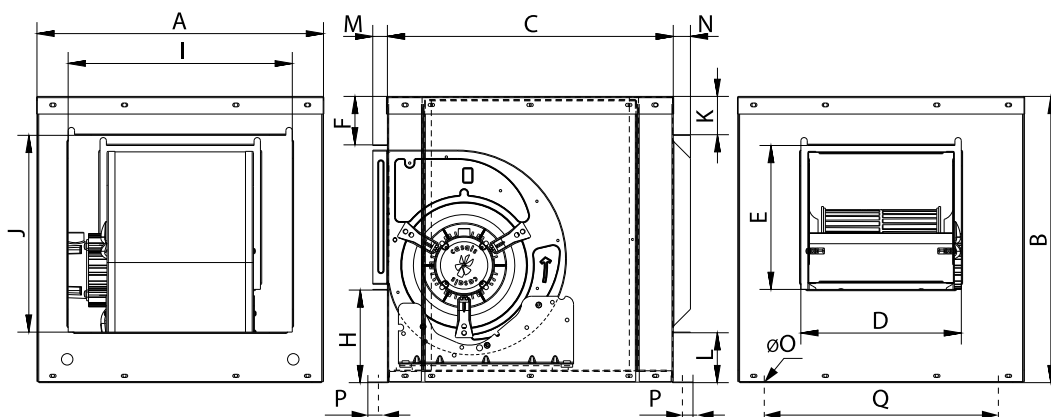
Fan							
RPM	1370	Approx. weight	19 kg	Max. Flow	1850 m ³ /h		
Motor							
Power	0,13 kW	RPM	1370	Capacitor	8μF 400V	I max. (230V)	1,55 A
Size	STC63	Approx. weight	4.1 kg	Efficiency (%)	60 %	FP	0.96

ERP DATA

Fan data sheet		
Fan type	Unit for non-residential ventilation (LOT 6)	
Typology	Unidirectional	
reports.other	None	
Type of driver	None	
Motor power (kW)	0.13	
	Fan values	ERP Requirements 2018
Max. efficiency (%)	32.01	31.7
Effic. Heat recovery (%)	-	
Pabs (kW)	0.19	
Flow (m ³ /h)	1104.78	
Static pressure (Pa)	204.54	
Speed (m/s)	5.3	
SFP (W/m ³ /s)	618.38	



DIMENSIONS

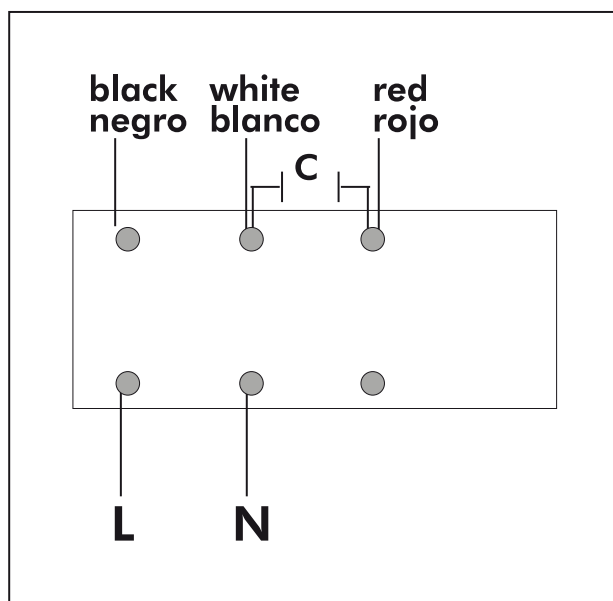


Dimensions (mm)

A	450	B	450	C	450	D	242	E	216
F	81	H	150	I	352	J	309	K	60
L	78	M	23	N	27	O	10	P	17
Q	393,5								

WIRING DIAGRAM

SINGLE PHASE MOTOR MOTOR MONOFÁSICO



ACCESSORIES



**MANUAL SINGLE PHASE SPEED CONTROLLER
REG 3A
REF: 960710030**



**SAFETY SWITCH
INT 25 3P A
REF: INT253PA**



**METALLIC GRAVITY SHUTTER FOR CABINET
FANS. CERTIFIED 400°C/2H
PI 19/19 (7/7)
REF: 970190100**




**INLET BLIND COVER
TCA 6
REF: 960001111**



**INLET/OUTLET ROUND COVER
TIAC 1 (OUT)
REF: 960001351**



**INLET/OUTLET ROUND COVER
TIAC 12 (IN)
REF: 960001362**



**OUTDOOR FLANGE WITH BIRD GUARD
VIS IN 7
REF: 960000051**



**RECTANGULAR-CIRCULAR
FLANGE
BAC 1 (OUT 7/7)
REF: 960002951**

ANTI-VIBRATION



**RECTANGULAR-CIRCULAR
FLANGE
BAC 12 (IN BOX BD/BV 7/7)
REF: 960002962**

ANTI-VIBRATION



**OUTDOOR FLANGE WITH BIRD GUARD
VIS OUT 7
REF: 960000059**