

## MB 18/7 M2 0,75kW (253170103)

### GENERAL DATA



#### MEDIUM PRESSURE CENTRIFUGAL FAN WITH FORWARD IMPELLER

##### MANUFACTURING FEATURES:

- Rolling steel sheet housing.
  - Completely joined or welded housing.
  - Galvanised steel sheet simple inlet forward curved impeller.
  - Polyester powder finishing coat.
  - Standard asynchronous squirrel-cage motor with IP-55 protection and Class F insulation.
- Manufactured with standard voltages: 230V 50Hz in single phase motors and 230/400V 50Hz in three phase motors.

- Available positions (to be indicated in case of order): LG270, LG0, LG45, LG90, LG135, LG180, LG225, LG315, RD0, RD45, RD90, RD135, RD180, RD225, RD270, RD315.
- The indicated codes correspond to the model in position LG270

##### APPLICATIONS:

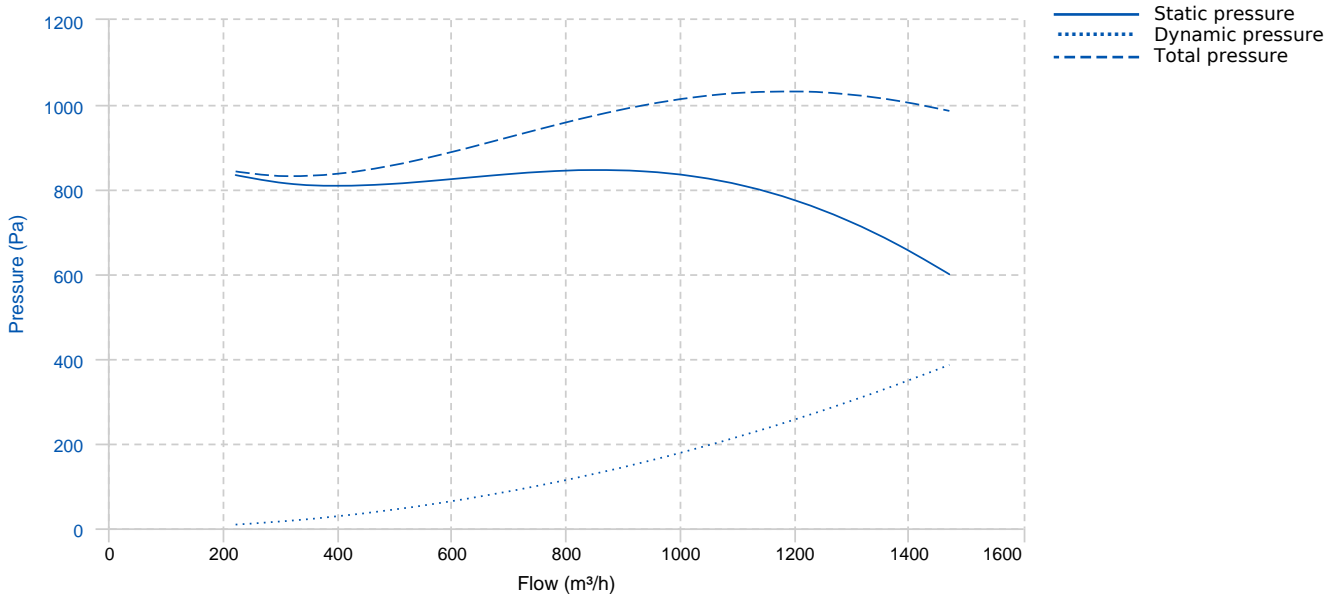
Designed for inline installation, they are suitable for:

- Industrial applications, extraction or injection of air.
- Cooling of machines and parts.
- Suitable for transporting totally clean air without dust.
- Maximum working temperature: carried air: 130°C, environment single phase 50°C, three phase 60°C.

##### UNDER REQUEST:

- Special voltages.
- 2 speed motors (three phase motors).
- Fan for air working temperatures up to 250°C.
- Fans provided with cooling disk for high temperature.
- Option with support for models where it is not included, and without support for models where it is included.

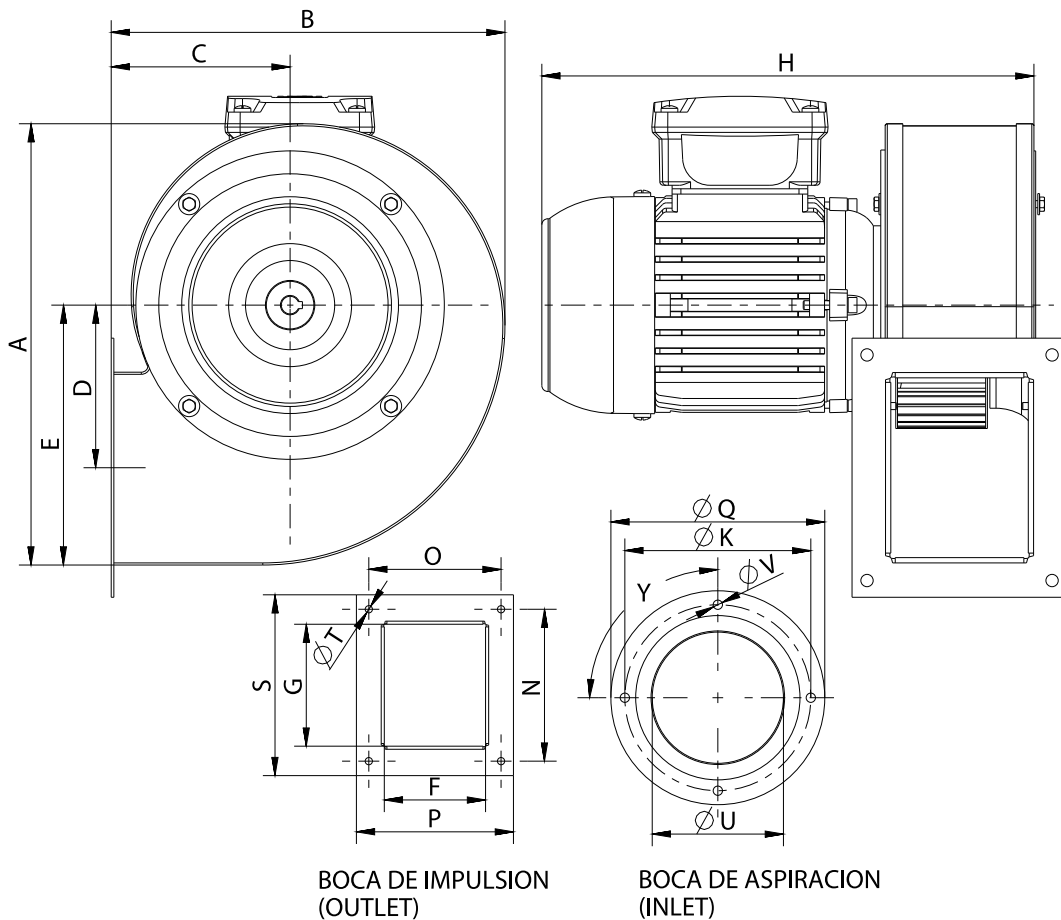
## PERFORMANCE CURVE



## TECHNICAL DATA

Fan							
RPM	2810	Approx. weight	15 kg	Max. Flow	1470 m³/h		
Motor							
Power	0,75 kW	RPM	2810	Capacitor	25µF 450V	I max. (230V)	4,49 A
Size	80	Approx. weight	10.6 kg	Efficiency (%)	77,4 %	FP	0,98

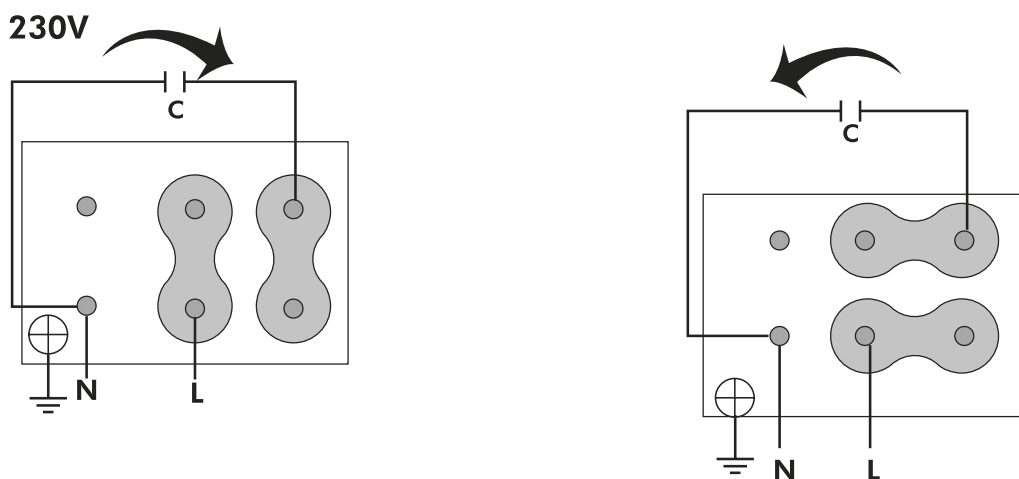
## DIMENSIONS



### Dimensions (mm)

A	365	B	321	C	139	D	141,5	E	213
F	115	G	141,5	H	360	K	214	N	169
O	146	P	169	Q	237	S	192	TØ	9
UØ	143	VØ	9	Y	4x90°				

### WIRING DIAGRAM



## ACCESSORIES



**SAFETY SWITCH**  
INT 25 3P A  
REF: INT253PA



**CIRCULAR OUTLET CONNECTION FLANGE**  
EI 18/7  
REF: 962180111



**ANTI-VIBRATION JOINT**  
JE 45  
REF: 300719201



**OUTLET PROTECTION GUARD**  
RBS 18/7  
REF: A-960000355



**INLET PROTECTION GUARD FOR CENTRIFUGAL FANS**  
RA 18/7  
REF: A-253171901



**ANTI-VIBRATING FLANGE 400<sup>ø</sup>/2H**  
BA-400 20  
REF: 960002066

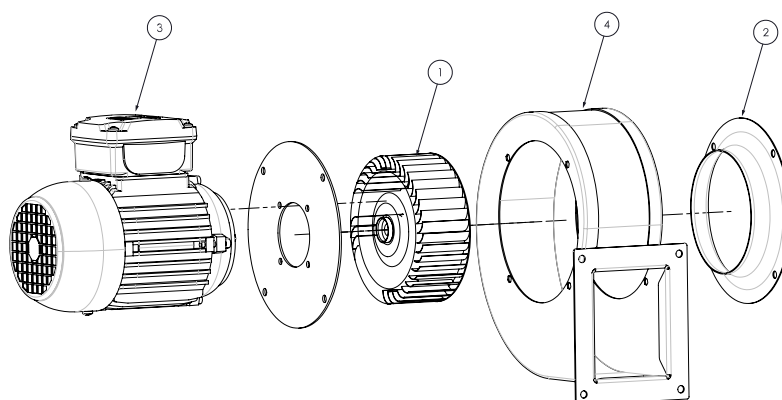


**CONNECTION FLANGE**  
AC 175  
REF: 960003205



**ACOUSTIC CABINS FOR CENTRIFUGAL FANS**  
AB (GENERIC)

## SPARE PARTS



	Code	Model	Qty
1	R-253179381	TURBINE GALV.180X74X19 LG	x1
2	R-253171681	INLET CONE MB18/7	x1
3	720301135	MOTOR 0,75kW M2 B14 230V	x1
4	R-253179421	CASING MB 18/7	x1